



CITY OF CLEVELAND
Mayor Justin M. Bibb
**MAYOR'S OFFICE OF
SUSTAINABILITY**



Welcome to the Cleveland Climate Action Dashboard!

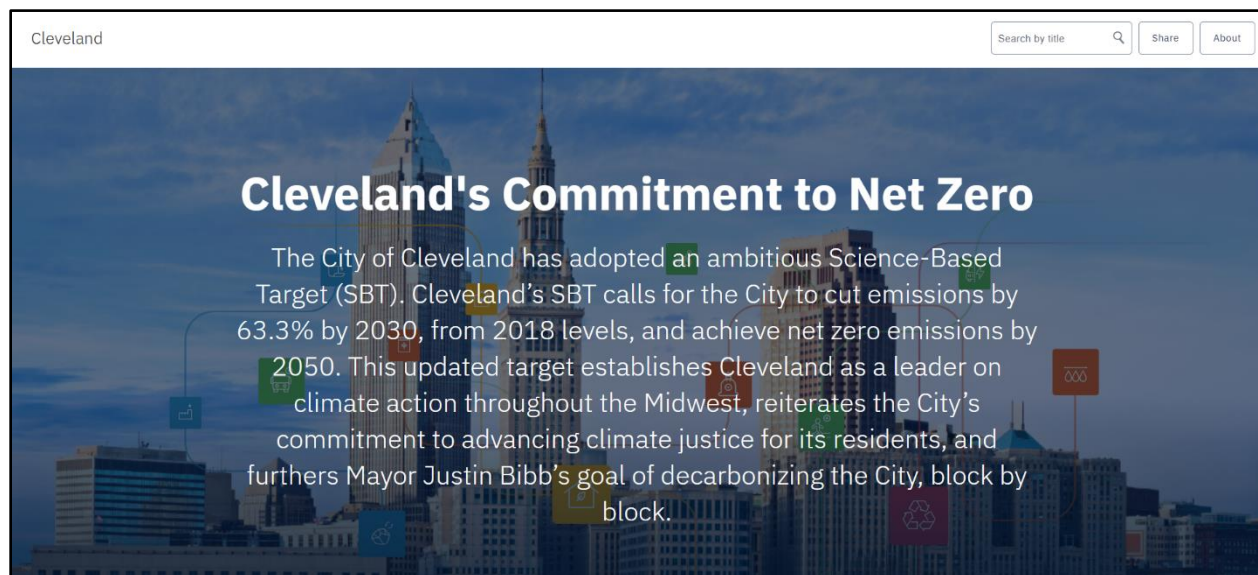
Your guide to exploring how our city is protecting people and the planet

Hey Neighbor!

This guide was made just for you. Whether you're a student, a parent, a neighbor, or just someone who's curious about climate action in Cleveland. Our city is working hardtop reduce pollution, use cleaner energy, and build a better future for everyone. And, guess what? You get to follow along and learn how it's all going by using the [Cleveland Climate Action Plan \(CAP\) Dashboard!](#)

We created this Dashboard by partnering with ICLEI USA, a group that helps cities all over the world act on climate change. Together, we made a tool that's easy to use and full of great information.

Let's explore it together!



What is the Dashboard?

The **Climate Action Dashboard** is a fun and simple online tool.

It shows what Cleveland is doing to:

- Fight pollution
- Save energy
- Help neighborhoods stay strong during climate change

You'll see real data, goals, and steps the city is taking, all in one place. You can click, explore, and learn at your own pace.

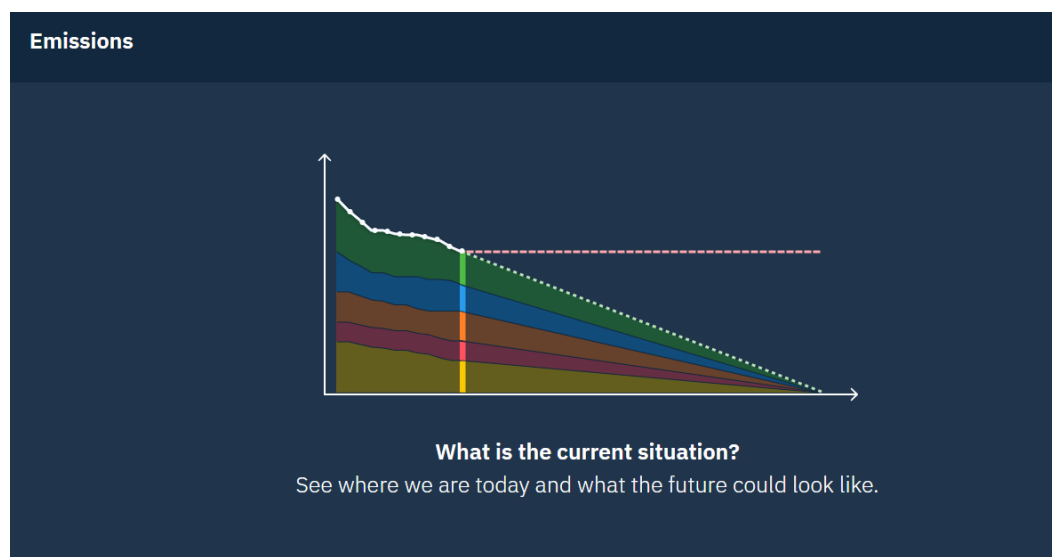
What will you find?

There are three big sections in the Dashboard. Let's break them down.

Emissions – how much pollution are we making?

This page shows how much greenhouse gas pollution (we call it *emissions*) comes from things like:

- Cars and trucks
- Buildings and homes
- Trash and landfills
- Using electricity and gas



Emissions

The City of Cleveland is using the dashboard to track and report out on GHG [emissions](#) from sources and activities occurring across the City each year. The City of Cleveland has uploaded annual GHGs from 2010 to 2022, and it will add emissions on an annual basis going forward. For more information on the City's GHG inventory, review the [2022 GHG Emissions Summary Memo](#). You can also download Cleveland's GHG inventories for 2010-2022 from the City of Cleveland's [Open Data Portal](#).

Transitions – What big changes are we making?

Transitions are the **goals** Cleveland is working on to reduce pollution.

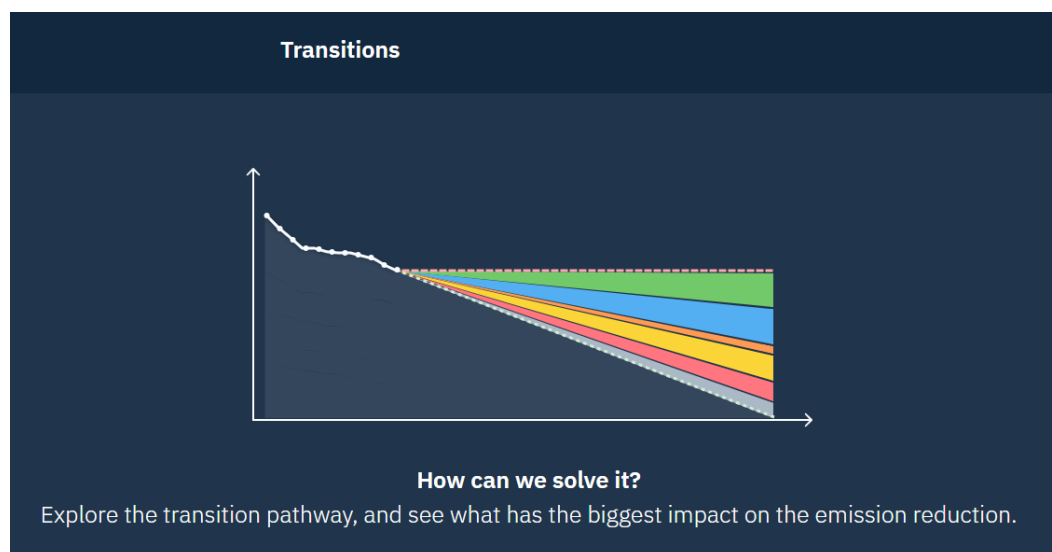
Each goal fits into one of these areas:

- Clean Energy – using wind, solar, and other clean power
- Clean Transportation – more walking, biking, buses, and trains
- Nature-Based Solutions – planting trees and saving green spaces
- Circular Industry – reusing and recycling more
- Resilient People – helping people stay healthy, safe, and strong

Some of these changes reduce pollution. Others help people deal with heat, flooding, or health problems caused by climate change.

Click tabs or wedges to explore each focus area and see what Cleveland is working on.

4Transitions



[Transitions](#) form the foundation of Cleveland's Climate Action Plan, representing shifts from activities that produce large amounts of GHG emissions to low to zero-emission activities. These transitions, which correspond to the Goals and Objectives from Cleveland's CAP, include clear targets and projected GHG reductions that allow the City to track progress over time. For more information on the goals and objectives in the CAP, review the [CAP Snapshot](#). You can also download data on emissions reductions from transitions from the [City's Open Data Portal](#).

Interventions – What are we doing right now?

These are the **actions** Cleveland is taking to reach its goals.

Each action might be:

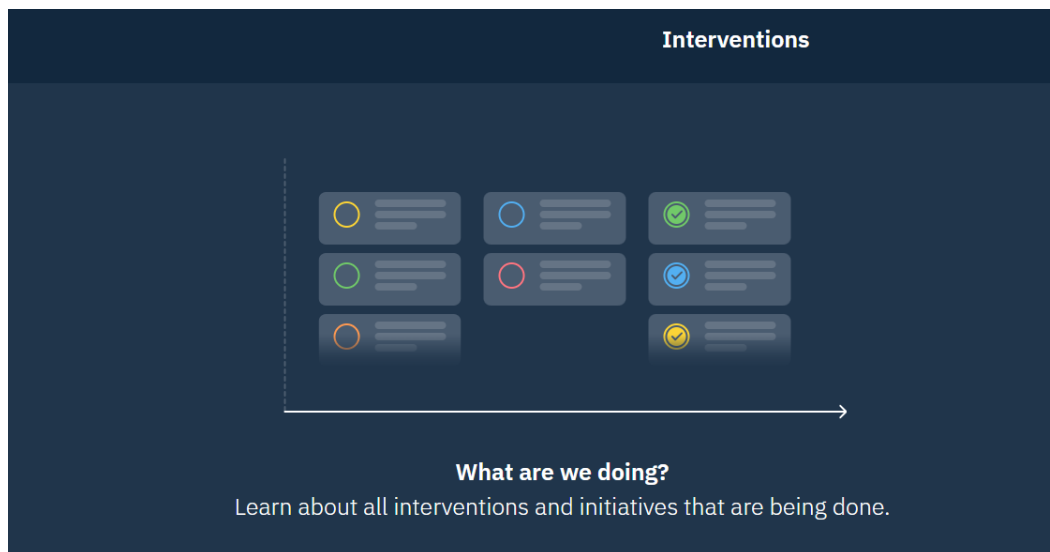
- A new rule or policy
- A project in a neighborhood
- A promise from the city
- A new idea we're trying out

You can click on any action to learn more about:

- What it is
- Who's involved
- When it'll be done
- What goal it helps achieve
- Whether it's just starting, happening now, or already done

Want to search for something like “bikes” or “trees”? Use the **Search Box** at the top!

Interventions



[Interventions](#) are the policies, projects, initiatives, and commitments to make the transition happen. Where Transition Elements define the “what” Cleveland plans to do, interventions describe the “how” the City plans to do it. Interventions correspond to CAP Actions.

Navigating the Dashboard - Tips for getting around

- Start at the **Homepage**
- Use the **Search Box** to look up something you care about
- Click the **About** box in the top corner for helpful tips
- Click “**Show Full Text**” at the bottom of each page to read more

- Watch the **video tutorial** to learn how the Dashboard works

Every Voice Matters!

You don't need to be a scientist or a grown-up to care about your city. This Dashboard is for you. So, go ahead, click around, ask questions, and get inspired. You're part of Cleveland's story, and the planet needs your voice!

Got Questions?

We're here to help!

Email the Mayor's Office of Sustainability and Climate Justice at sustainability@clevelandohio.gov.

There is a [video tutorial](#) available for Dashboard users.

Glossary – Words to Know!

Word or Phrase	Meaning
ICLEI USA	A group that works with cities around the world to fight climate change and help communities become healthier and more sustainable. Cleveland is one of their partner cities
Dashboard	An online tool or screen where you can see important information in one place
Emissions	Pollution (like carbon dioxide) that goes into the air and warms the planet
Greenhouse Gas Emissions (GHGs)	Gases like carbon dioxide and methane that trap heat in the Earth's atmosphere
MMTCO₂e	A big number that helps us measure pollution from all kinds of greenhouse gases
Transitions	Big changes Cleveland is taking, like projects, programs, or rules, to reach climate goals
Focus area	A topic or theme, like clean energy or transportation
Resilience	The ability to bounce back from hard things like floods or extreme heat
Net Zero	A goal to stop adding more greenhouse gases than we remove from the air