



The Respiratory Report summarizes influenza, COVID-19, and Respiratory Syncytial Virus (RSV) activity in the City of Cleveland during each week of respiratory illness season. Respiratory illness season starts at the beginning of October (MMWR Week 40*) and lasts until mid-May the following year (MMWR Week 20).

Week 17 Summary

- Wastewater testing shows low and decreasing levels of all upper respiratory illnesses across the city and state.
- Emergency department (ED) visits for upper respiratory illnesses did not change this week. 65% of these visits were for children age 9 and younger.
- There were 2 hospitalizations for influenza, 1 for COVID and 4 for RSV reported this week. Hospitalizations are expected to remain low through the end of the respiratory season.

16

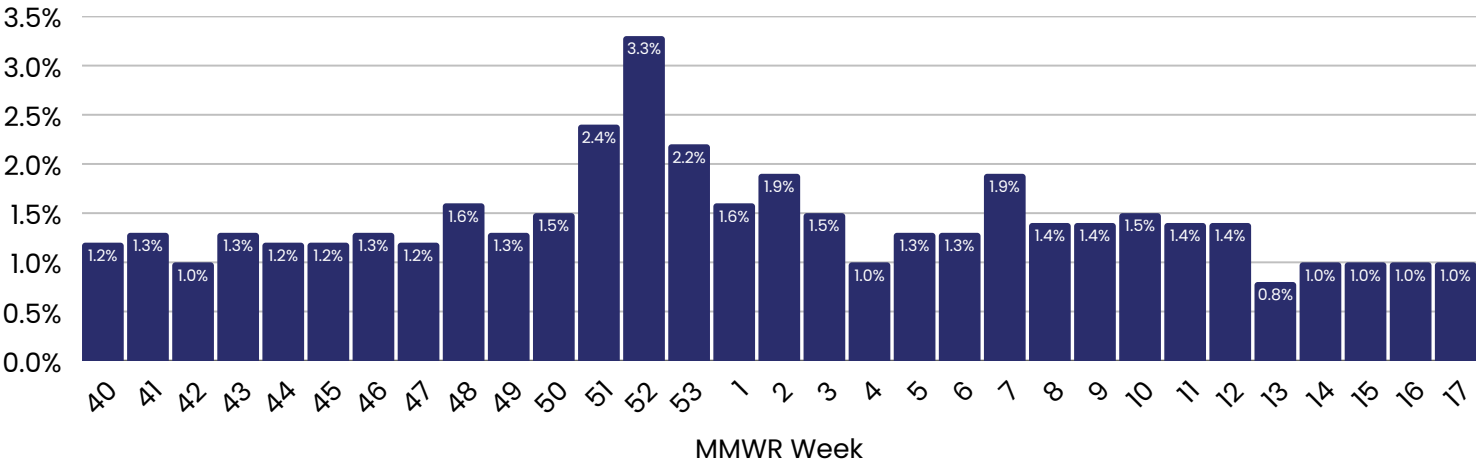
deaths linked to upper respiratory illness this season

Metric	Count This Week (% of total ED visits)	Compared to Last Week	Season Total (% of total)
ED Visits for ILI Symptoms with Fever	52 (1.0%)	0 (0% changed)	2,314 (1.4%)
Influenza Hospitalizations	2	+2	576
COVID Hospitalizations	1	+1	319
RSV Hospitalizations	4	-2	246

*An MMWR week is the CDC's standard weekly calendar for tracking health data. Each week runs Sunday to Saturday. Each year, Week 1 is the first week of the year that has at least four days in the calendar year. 2025 contains 53 MMWR weeks. Data extracted on 5/8/2026. Data are preliminary and subject to change.

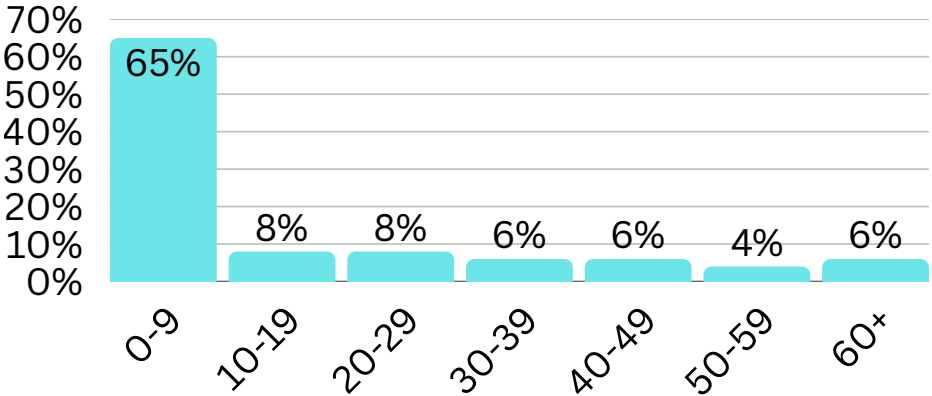
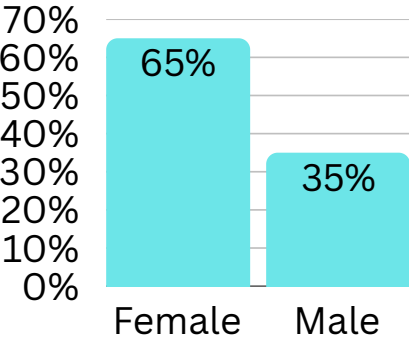
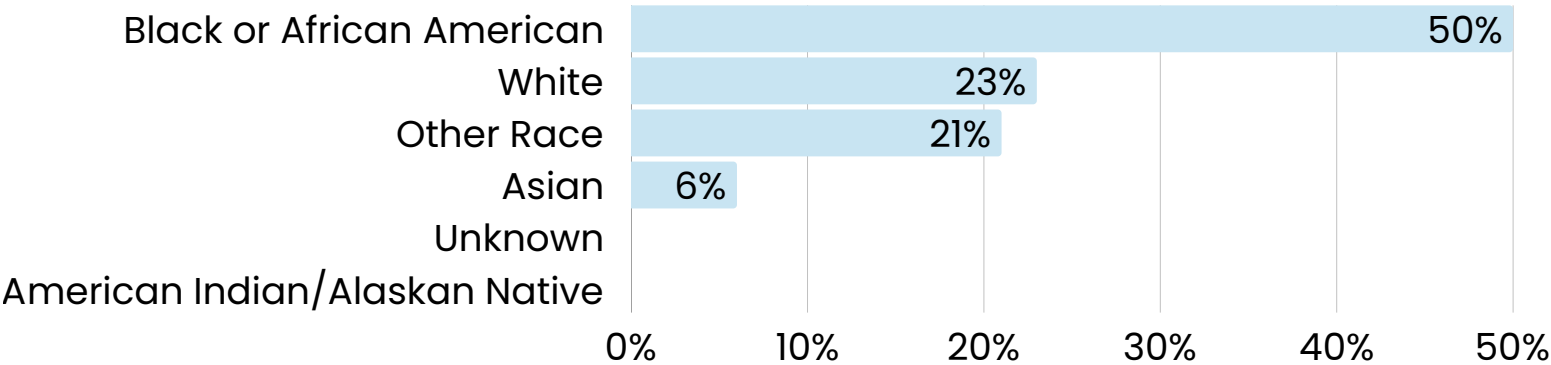
Emergency Department (ED) Visits

Percentage of ED visits for upper respiratory illness symptoms by MMWR Week, 2025-2026



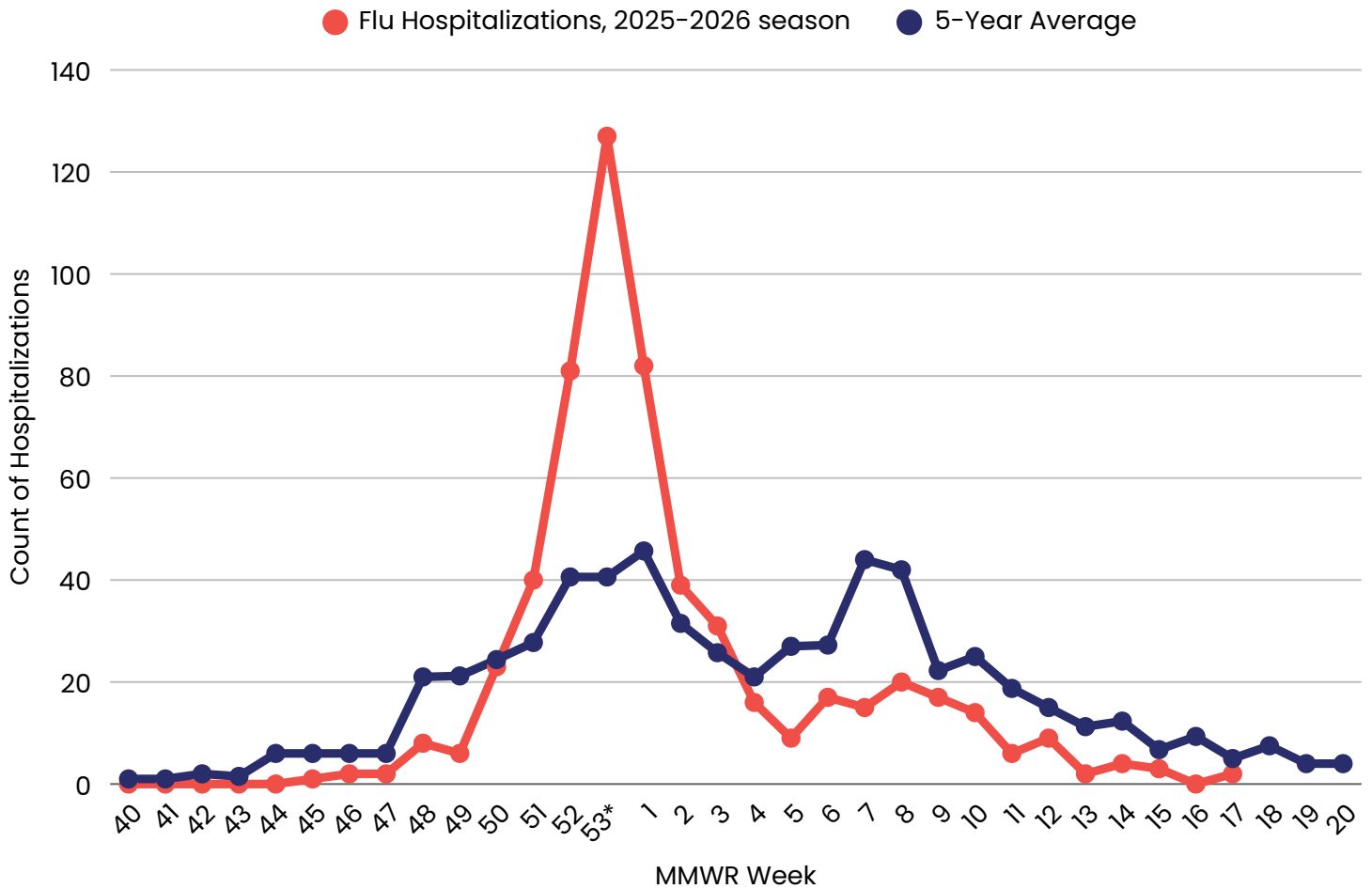
Source: Health Monitoring Systems: EpiCenter 3.5.18. Data extracted on 5/8/2026.

ED visits for upper respiratory illness symptoms by demographic, Week 17



Hospitalizations

Number of Flu Hospitalizations by Week, 2025-2026



There were 2 influenza-associated hospitalizations (IAH) this reporting week, bringing the total for the season to 576 since the beginning of October. Hospitalizations this week are on par with the 5-year average.

With only 2 flu hospitalizations this week, age statistics cannot be calculated. Influenza A (H3N2) is the predominant strain circulating this season.

5-year averages for RSV and COVID hospitalizations are not available since these conditions just became reportable this year.

**A 53rd MMWR week occurs periodically to maintain alignment between the MMWR week system and the calendar year. Only one of the prior five seasons included MMWR week 53, during which no hospitalizations were reported. As a result, the comparison value for week 53 is equal to the 5-season average of the final surveillance week.*
Source: Ohio Department of Health, Ohio Disease Reporting System. Data extracted on 5/8/2026. Data are preliminary and subject to change.