



The Respiratory Report summarizes influenza, COVID-19, and Respiratory Syncytial Virus (RSV) activity in the City of Cleveland during each week of respiratory illness season. Respiratory illness season starts at the beginning of October (MMWR Week 40\*) and lasts until mid-May the following year (MMWR Week 20).

## Week 8 Summary

- One wastewater facility detected high levels of influenza, while the other two detected low levels. Across the state, influenza levels are low. COVID activity is moderate across the city.
- Emergency department (ED) visits for upper respiratory illnesses decreased by 20% from 99 to 79 visits this week. 67% of these visits were for children age 9 and younger.
- There were 20 hospitalizations for influenza, 16 for COVID, and 20 for RSV reported this week.

11

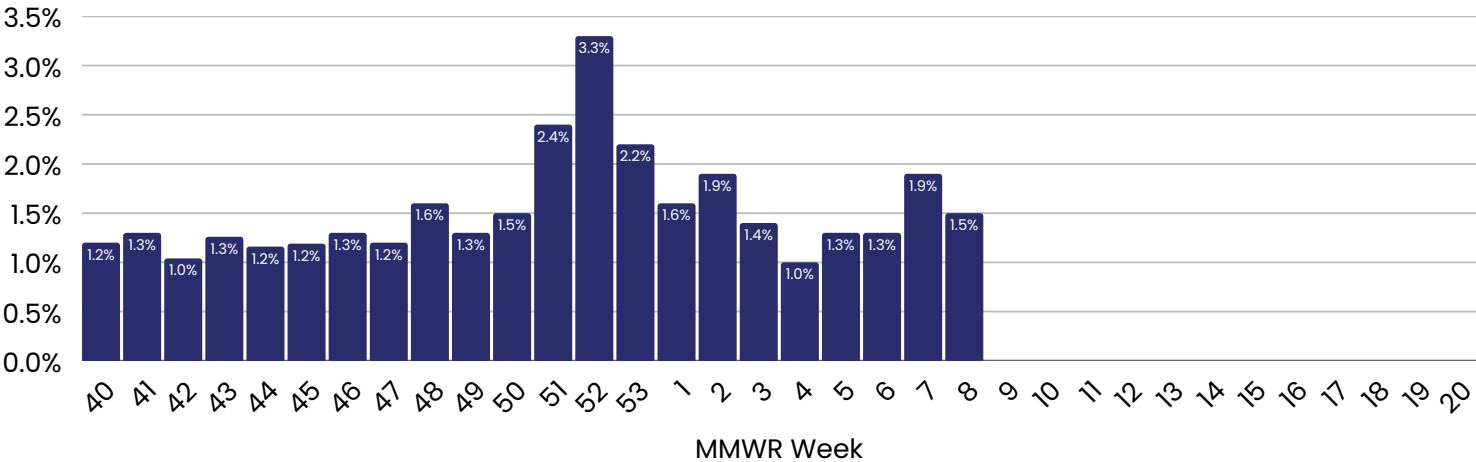
deaths linked to upper respiratory illness this season

Metric	Count This Week (% of total ED visits)	Compared to Last Week	Season Total (% of total)
ED Visits for ILI Symptoms with Fever	79 (1.9%)	-20 (20% decrease)	1,762 (1.6%)
Influenza Hospitalizations	20	+5	521
COVID Hospitalizations	16	+3	268
RSV Hospitalizations	20	-1	142

\*An MMWR week is the CDC’s standard weekly calendar for tracking health data. Each week runs Sunday to Saturday. Each year, Week 1 is the first week of the year that has at least four days in the calendar year. 2025 contains 53 MMWR weeks. Data extracted on 3/6/2026. Data are preliminary and subject to change.

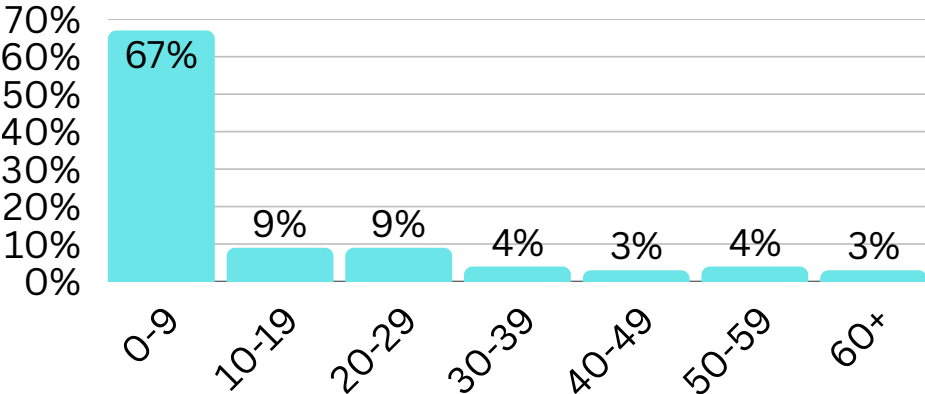
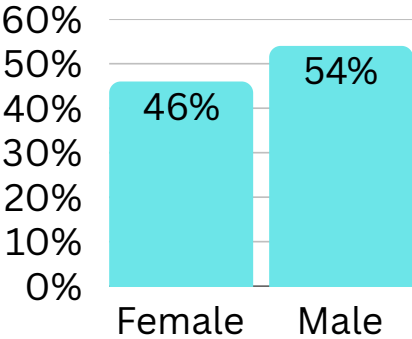
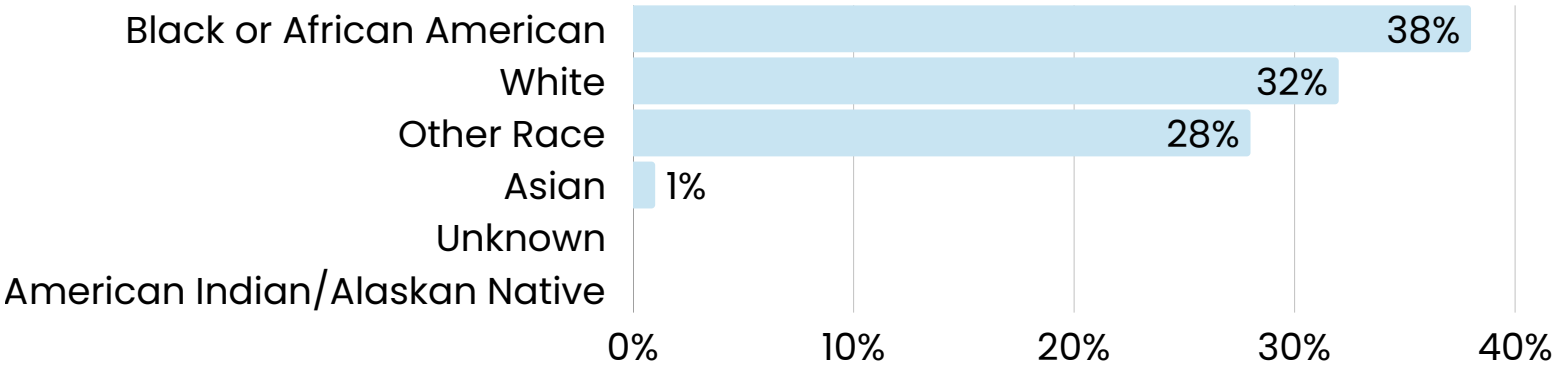
# Emergency Department (ED) Visits

Percentage of ED visits for upper respiratory illness symptoms by MMWR Week, 2025-2026



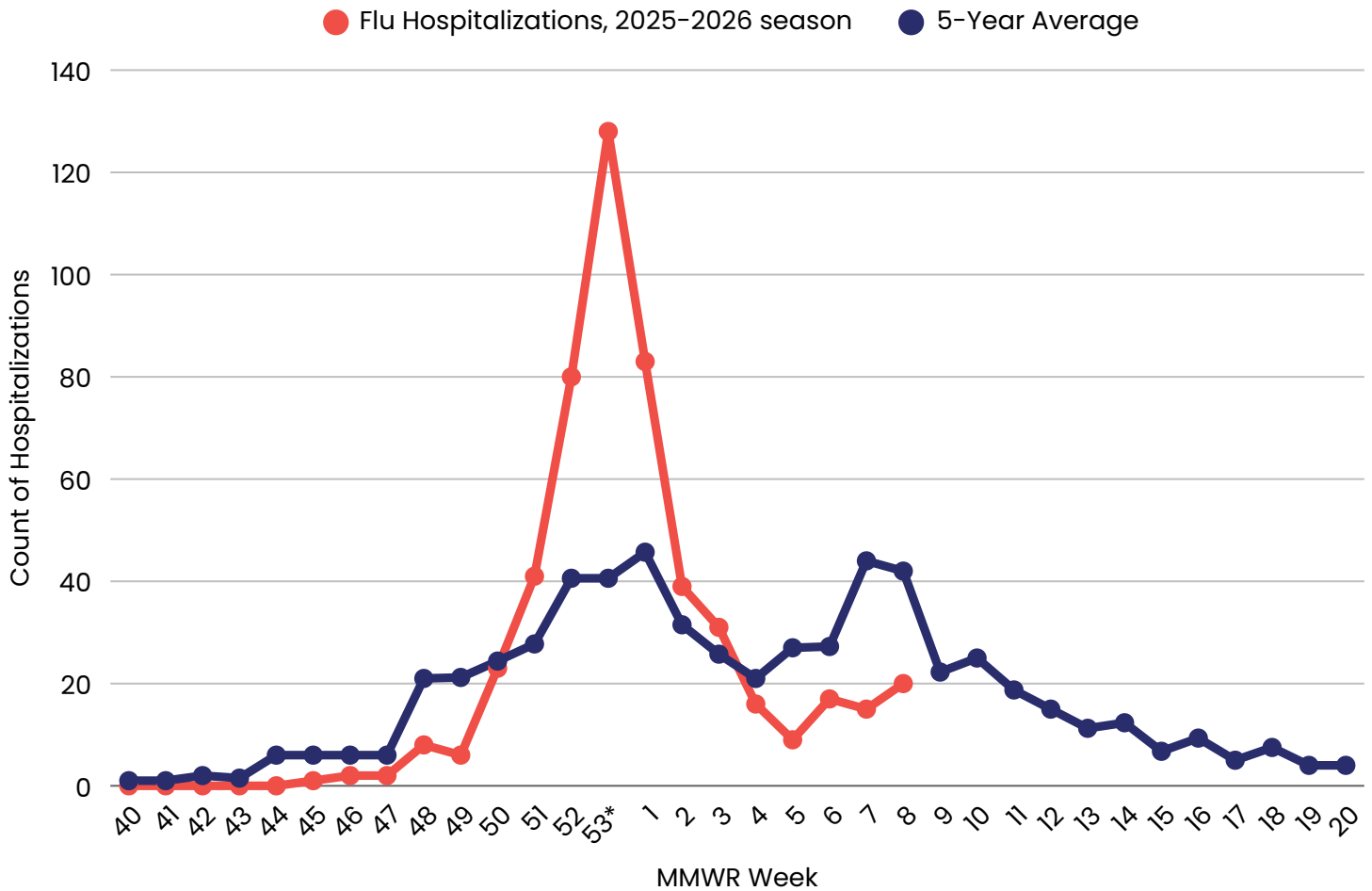
Source: Health Monitoring Systems: EpiCenter 3.5.18. Data extracted on 3/6/2026.

## ED visits for upper respiratory illness symptoms by demographic, Week 8



# Hospitalizations

Number of Flu Hospitalizations by Week, 2025-2026



There were 20 influenza-associated hospitalizations (IAH) this reporting week, bringing the total for the season to 521 since the beginning of October. The total hospitalizations are significantly lower than the 5-year average.

Influenza A (H3N2) is the predominant strain circulating this season. The median age for flu-associated hospitalization this week is 44 years old, with a range of 3 weeks to 81 years old.

5-year averages for RSV and COVID hospitalizations are not available since these conditions just became reportable this year.

*\*A 53<sup>rd</sup> MMWR week occurs periodically to maintain alignment between the MMWR week system and the calendar year. Only one of the prior five seasons included MMWR week 53, during which no hospitalizations were reported. As a result, the comparison value for week 53 is equal to the 5-season average of the final surveillance week.*

*Source: Ohio Department of Health, Ohio Disease Reporting System. Data extracted on 3/6/2026. Data are preliminary and subject to change.*