



The Respiratory Report summarizes influenza, COVID-19, and Respiratory Syncytial Virus (RSV) activity in the City of Cleveland during each week of respiratory illness season. Respiratory illness season starts at the beginning of October (MMWR Week 40\*) and lasts until mid-May the following year (MMWR Week 20).

## Week 52 Summary

- Respiratory illness activity increased significantly for the second week in a row. Local wastewater data shows and high and increasing level influenza.
- Emergency department (ED) visits for upper respiratory illness jumped by 44% this week. 65% of these visits were for children age 9 and younger.
- There were 79 hospitalizations for influenza, 20 for COVID, and 1 for RSV reported this week. The number of influenza hospitalizations is significantly higher than the 5-year average.

1

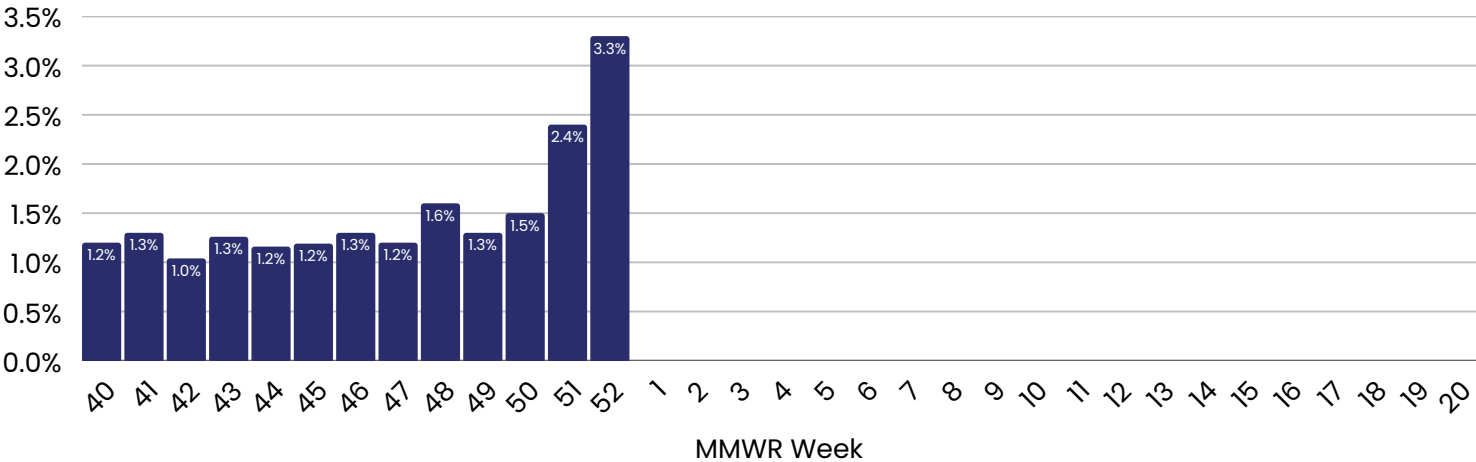
death linked to upper respiratory illness this season

Metric	Count This Week (% of total ED visits)	Compared to Last Week	Season Total (% of total)
ED Visits for ILI + Fever	187 (3.3%)	+57 (44% increase)	1,031 (1.5%)
Influenza Hospitalizations	79	+40	157
COVID Hospitalizations	20	+4	81
RSV Hospitalizations	1	-2	5

\*An MMWR week is the CDC’s standard weekly calendar for tracking health data. Each week runs Sunday to Saturday. Each year, Week 1 is the first week of the year that has at least four days in the calendar year. 2025 contains 53 MMWR weeks. Data extracted on 12/31/2025. Data are preliminary and subject to change.

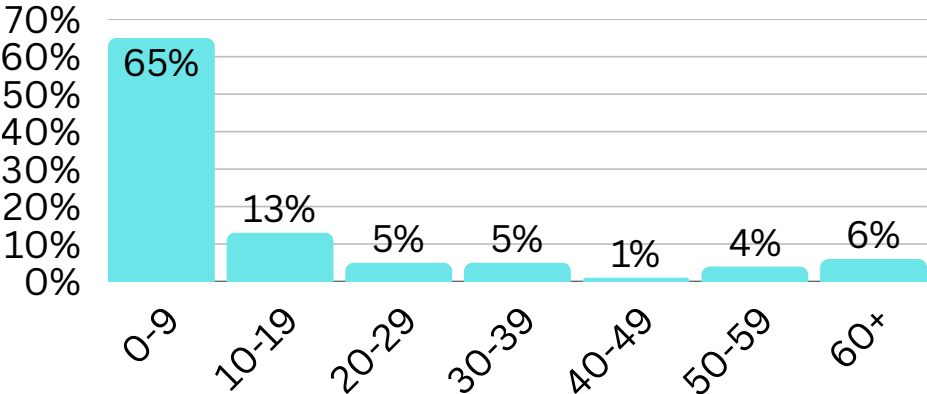
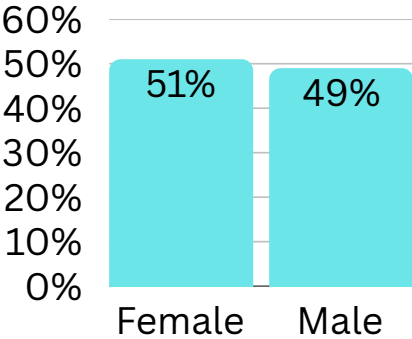
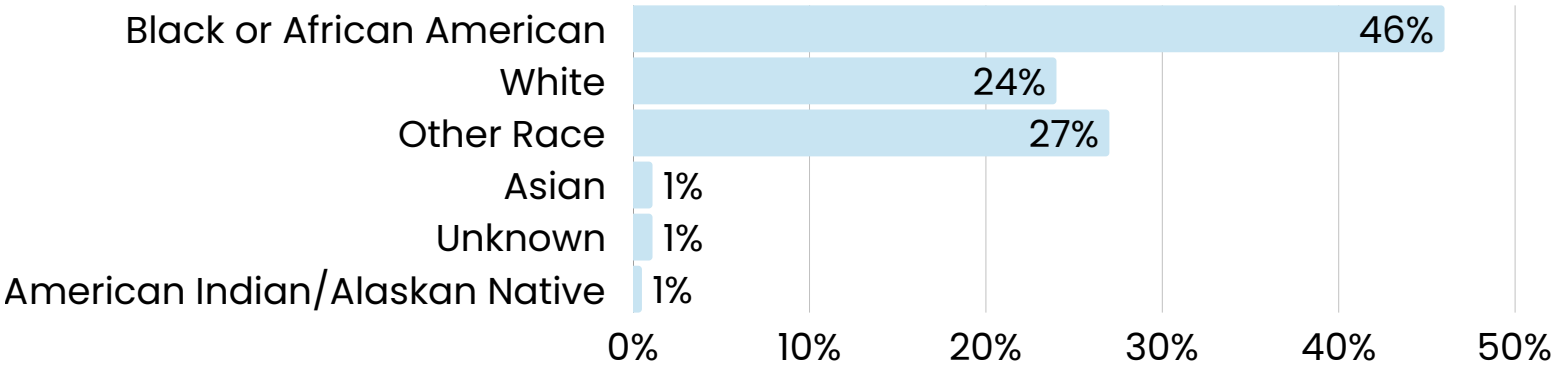
# Emergency Department (ED) Visits

Percentage of ED visits for upper respiratory illness symptoms by MMWR Week, 2025-2026



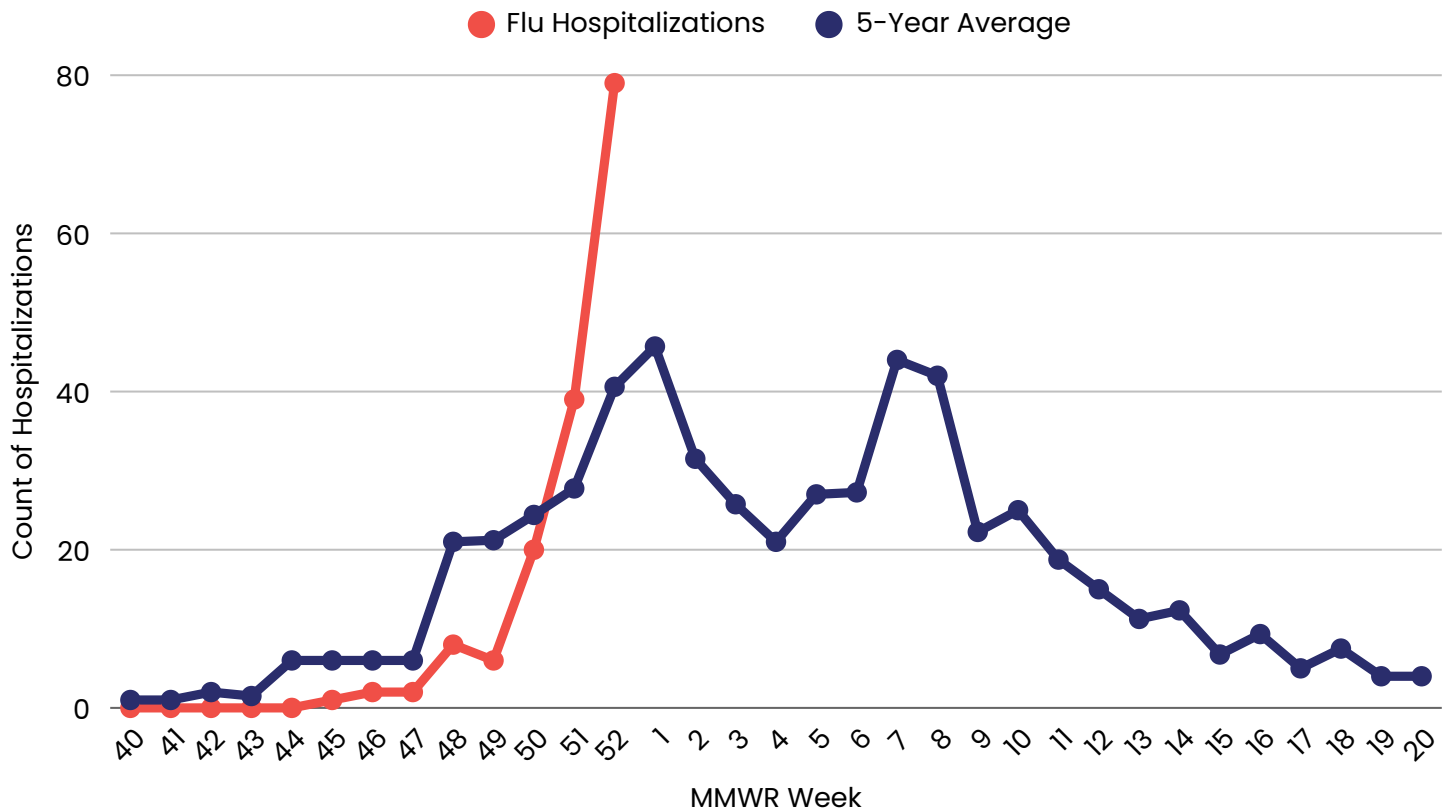
Source: Health Monitoring Systems: EpiCenter 3.5.18. Data extracted on 12/31/2025.

## ED Visits for upper respiratory illness symptoms by demographic, Week 52



# Hospitalizations

Number of Flu Hospitalizations by Week, 2025-2026



There were 79 influenza-associated hospitalizations (IAH) this reporting week, bringing the total for the season to 157 since the beginning of October. Flu hospitalizations increased significantly this reporting week. This week's number of hospitalizations is significantly higher than the 5-year average.

Influenza A (H3N2) is the predominant strain circulating this season. The median age for flu-associated hospitalization this week is 64 years old, with a range of 3 weeks to 94 years old.

5-year averages for RSV and COVID hospitalizations are not available since these conditions just became reportable this year.

*\*Source: Ohio Department of Health: Ohio Disease Reporting System. Data extracted on 12/31/2025. Data are preliminary and subject to change.*