



The Respiratory Report summarizes influenza, COVID-19, and Respiratory Syncytial Virus (RSV) activity in the City of Cleveland during each week of respiratory illness season. Respiratory illness season starts at the beginning of October (MMWR Week 40*) and lasts until mid-May the following year (MMWR Week 20).

Week 50 Summary

- Respiratory illness activity increased significantly this week.
- 1.5% of emergency department (ED) visits were for influenza-like illnesses (ILI) with fevers. 69% of these visits were for children age 9 and younger.
- There were 20 hospitalizations for influenza, 16 for COVID and 1 for RSV reported this week. Hospitalization and death data often experience a delay in reporting, so more data for this week may appear on future reports.

1

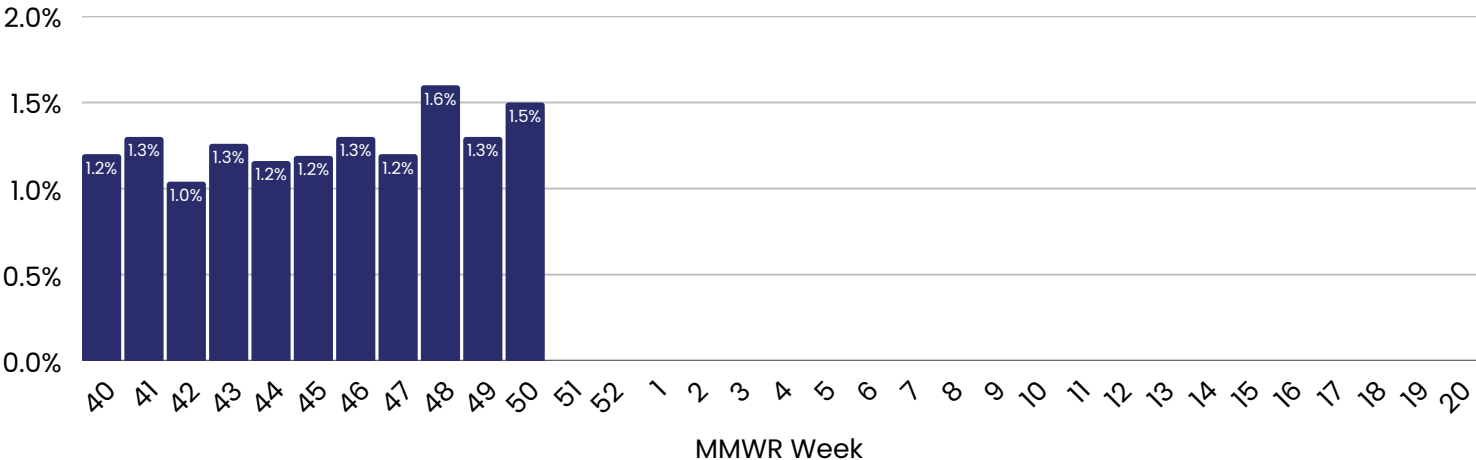
death linked to upper respiratory illness this season

Metric	Count This Week (% of total ED visits)	Compared to Last Week	Season Total (% of total)
ED Visits for ILI + Fever	77 (1.5%)	+11 (17% increase)	774 (1.3%)
Influenza Hospitalizations	20	+15	37
COVID Hospitalizations	16	+11	45
RSV Hospitalizations	1	+1	2

*An MMWR week is the CDC’s standard weekly calendar for tracking health data. Each week runs Sunday to Saturday. Each year, Week 1 is the first week of the year that has at least four days in the calendar year. 2025 contains 53 MMWR weeks. Data extracted on 12/19/2025. Data are preliminary and subject to change.

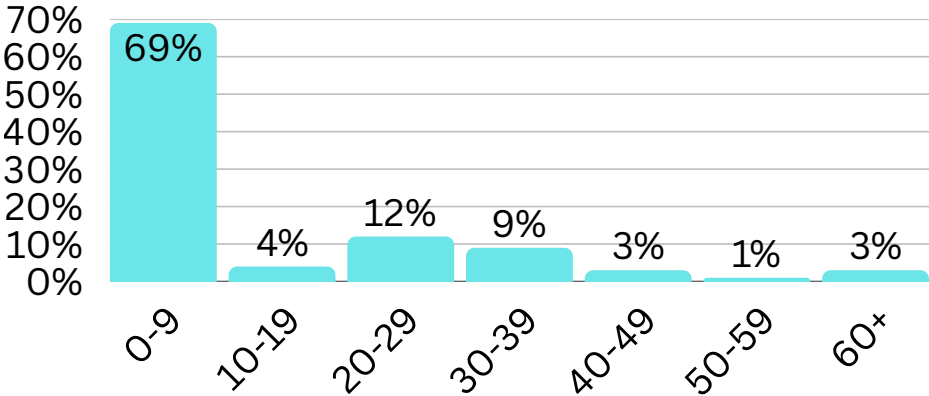
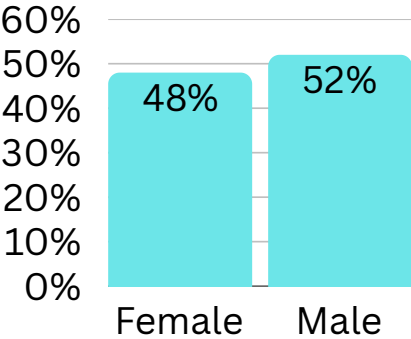
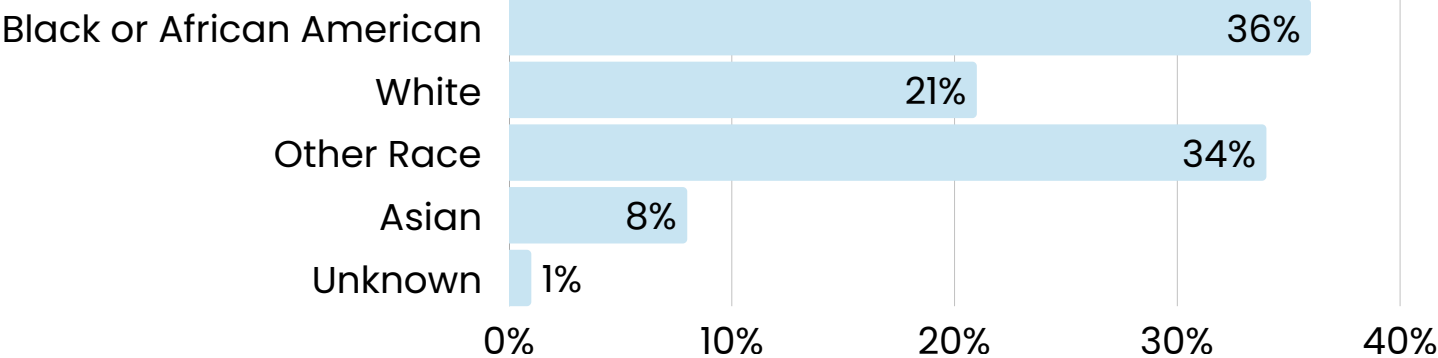
Emergency Department (ED) Visits

Percentage of ED visits for upper respiratory illness symptoms by MMWR Week, 2025-2026



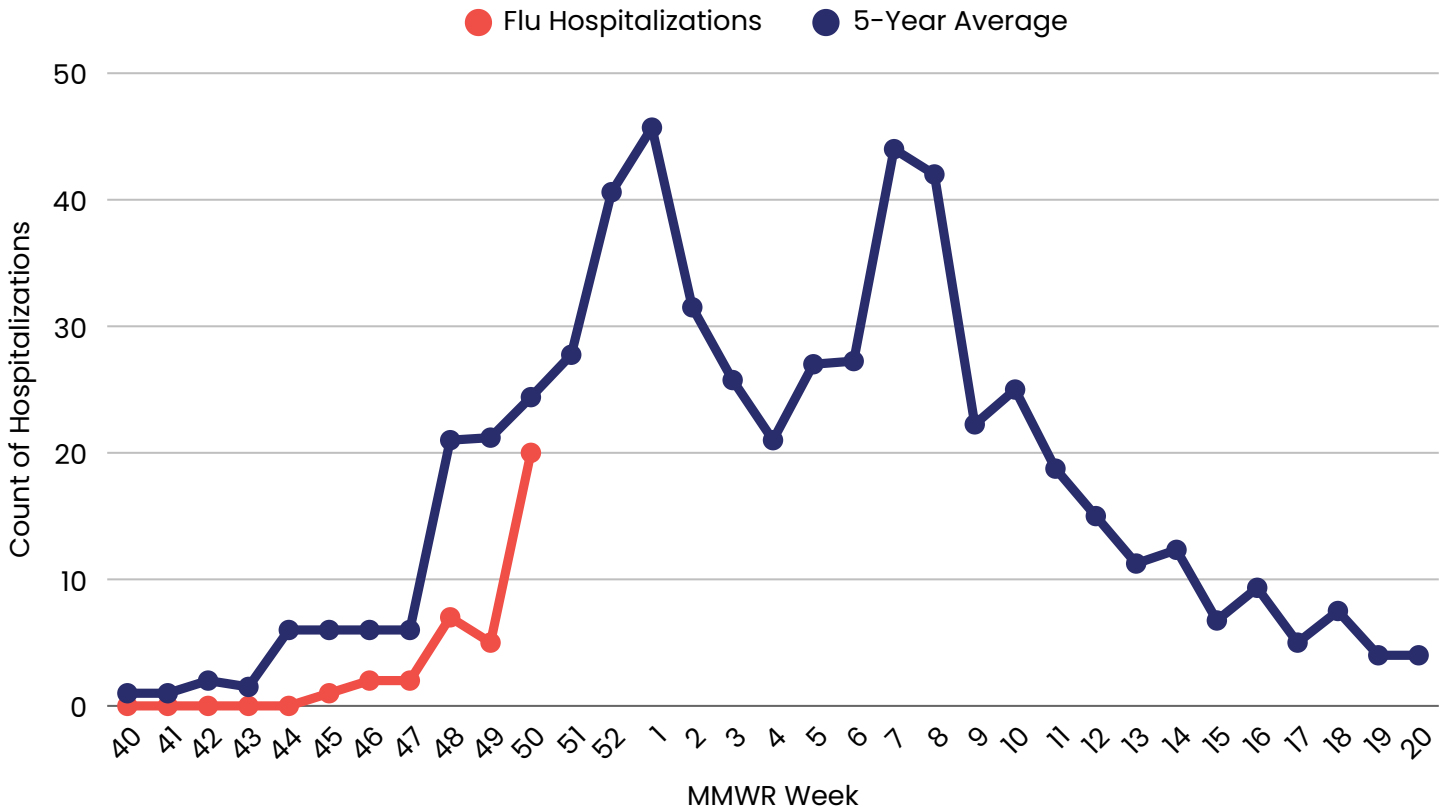
Source: Health Monitoring Systems: EpiCenter 3.5.18. Data extracted on 12/19/2025.

ED Visits for upper respiratory illness symptoms by demographic, Week 50



Hospitalizations

Number of Flu Hospitalizations by Week, 2025-2026



There were 20 influenza-associated hospitalizations (IAH) this reporting week, bringing the total for the season to 37 since the beginning of October. Flu hospitalizations increased significantly this reporting week. Although an increase like this is not unusual for the early months of respiratory season, it is delayed by 2 weeks this year.

Influenza A (H3N2) is the predominant strain circulating this season. The median age for flu-associated hospitalization this week is 58 years old, with a range of 5 to 95 years old .

5-year averages for RSV and COVID hospitalizations are not available since these conditions just became reportable this year.

**Source: Ohio Department of Health: Ohio Disease Reporting System. Data extracted on 12/19/2025. Data are preliminary and subject to change.*