



The Respiratory Report summarizes influenza, COVID-19, and Respiratory Syncytial Virus (RSV) activity in the City of Cleveland during each week of respiratory illness season. Respiratory illness season starts at the beginning of October (MMWR Week 40*) and lasts until mid-May the following year (MMWR Week 20).

Week 10 Summary

- Influenza and RSV were either not detected or at low levels at all 3 wastewater facilities. COVID levels are decreasing across the city.
- Emergency department (ED) visits for upper respiratory illnesses increased by 7.9% from 76 to 82 visits this week. 67% of these visits were for children age 9 and younger.
- There were 13 hospitalizations for influenza, 11 for COVID, and 17 for RSV reported this week.

11

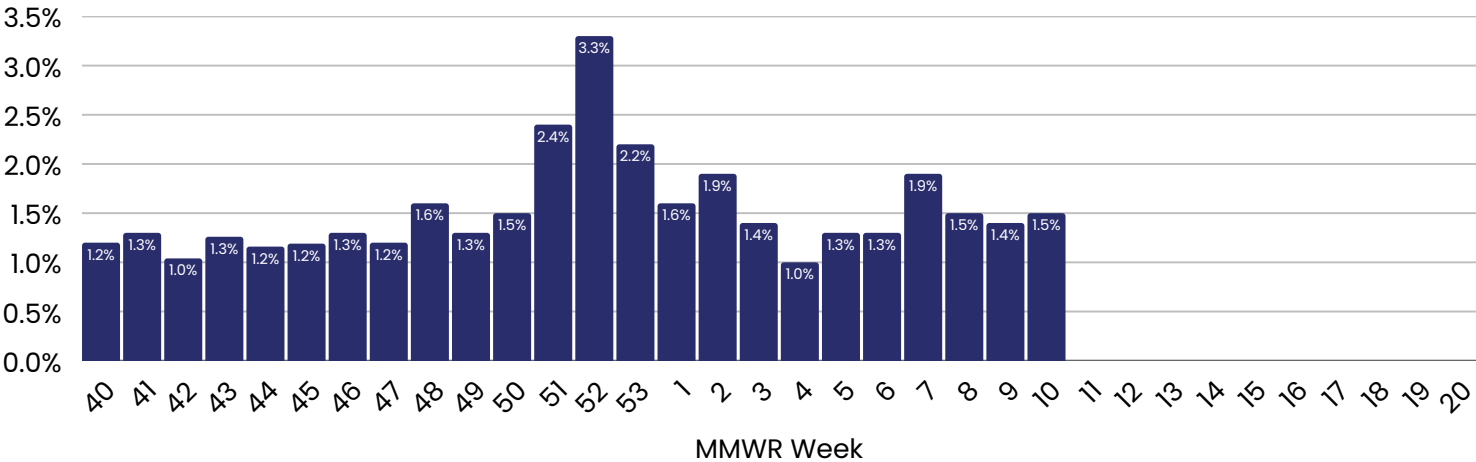
deaths linked to upper respiratory illness this season

Metric	Count This Week (% of total ED visits)	Compared to Last Week	Season Total (% of total)
ED Visits for ILI Symptoms with Fever	82 (1.5%)	+6 (7.9% increase)	1,915 (1.6%)
Influenza Hospitalizations	13	-4	549
COVID Hospitalizations	11	-2	288
RSV Hospitalizations	17	+4	173

*An MMWR week is the CDC's standard weekly calendar for tracking health data. Each week runs Sunday to Saturday. Each year, Week 1 is the first week of the year that has at least four days in the calendar year. 2025 contains 53 MMWR weeks. Data extracted on 3/20/2026. Data are preliminary and subject to change.

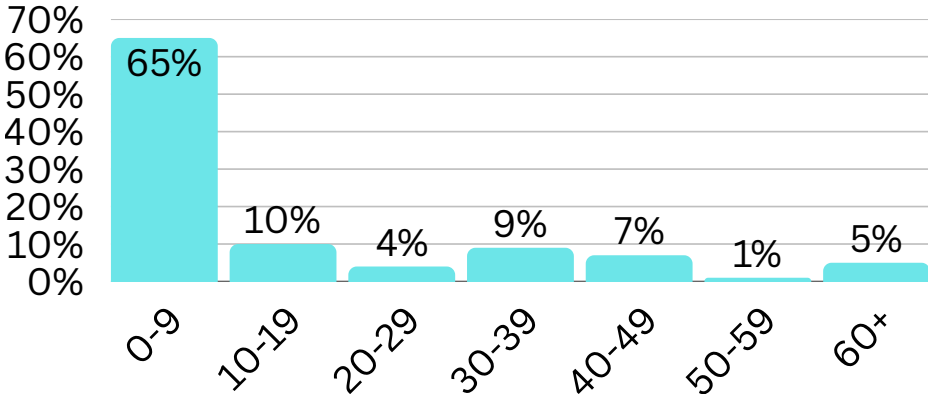
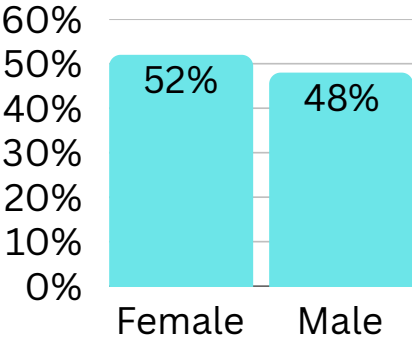
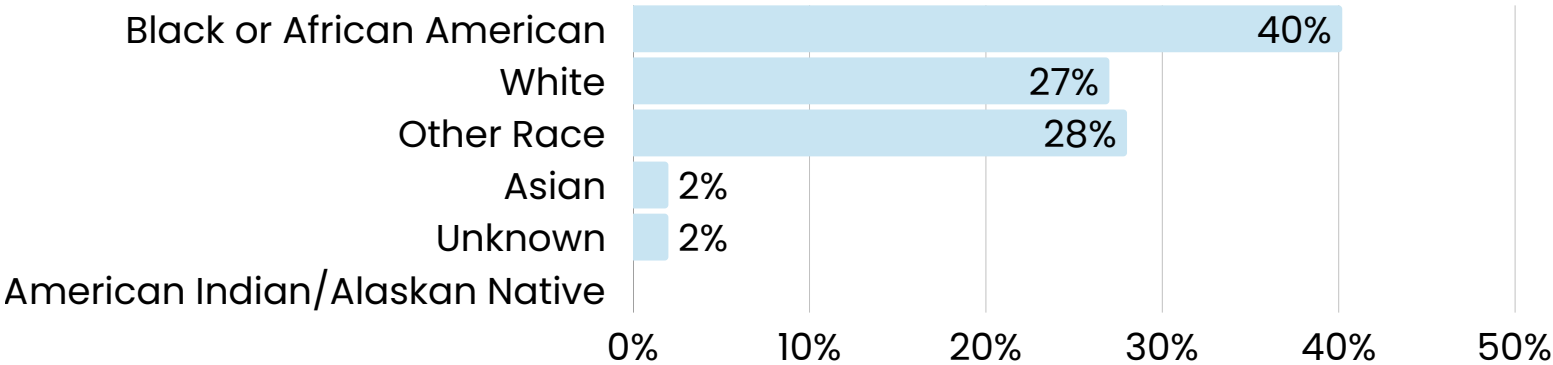
Emergency Department (ED) Visits

Percentage of ED visits for upper respiratory illness symptoms by MMWR Week, 2025-2026



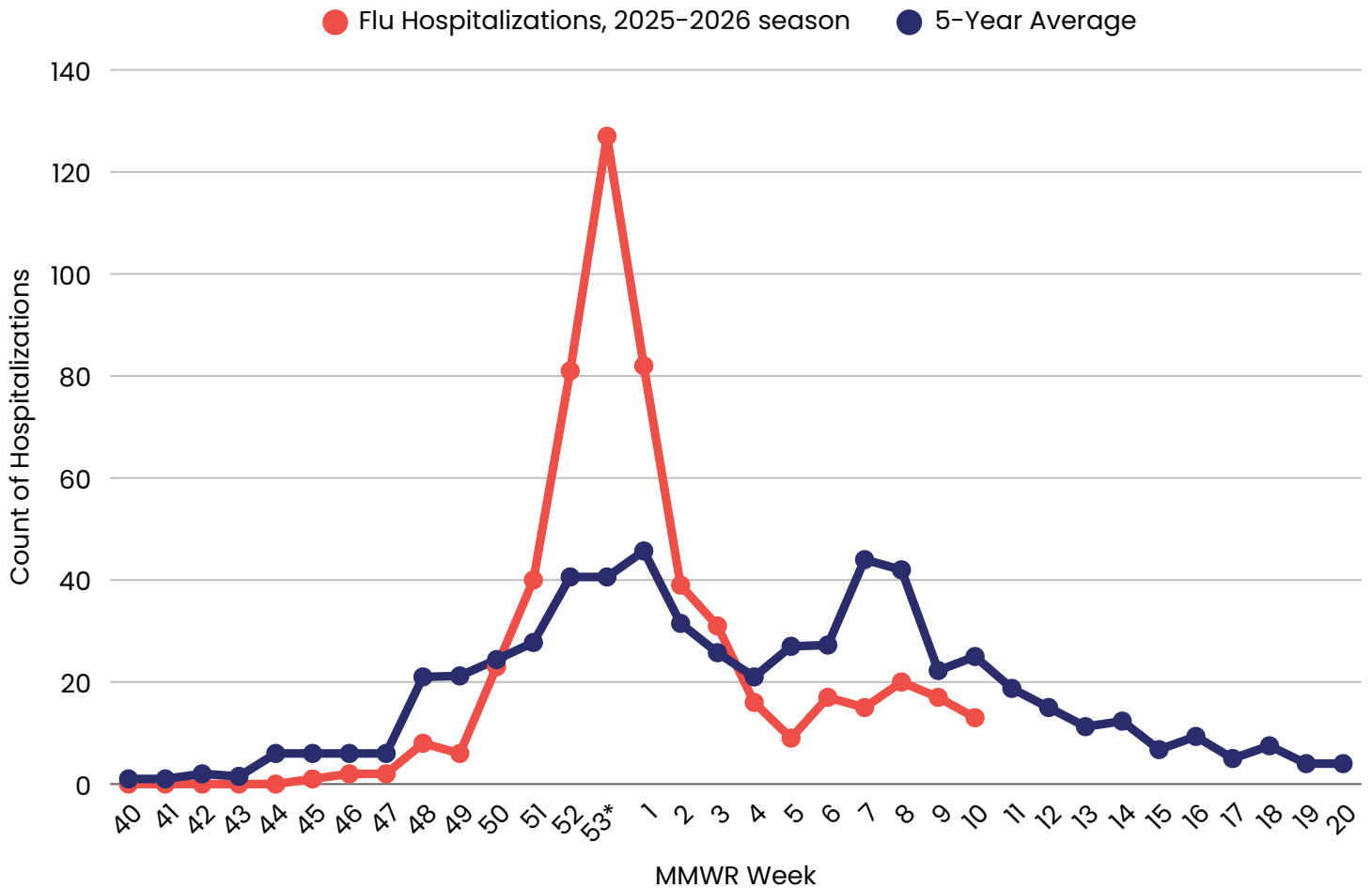
Source: Health Monitoring Systems: EpiCenter 3.5.18. Data extracted on 3/20/2026.

ED visits for upper respiratory illness symptoms by demographic, Week 10



Hospitalizations

Number of Flu Hospitalizations by Week, 2025-2026



There were 13 influenza-associated hospitalizations (IAH) this reporting week, bringing the total for the season to 549 since the beginning of October. The total hospitalizations are significantly lower than the 5-year average.

Influenza A (H3N2) is the predominant strain circulating this season. The median age for flu-associated hospitalization this week is 33 years old, with a range of 2 to 77 years old.

5-year averages for RSV and COVID hospitalizations are not available since these conditions just became reportable this year.

**A 53rd MMWR week occurs periodically to maintain alignment between the MMWR week system and the calendar year. Only one of the prior five seasons included MMWR week 53, during which no hospitalizations were reported. As a result, the comparison value for week 53 is equal to the 5-season average of the final surveillance week.*
Source: Ohio Department of Health, Ohio Disease Reporting System. Data extracted on 3/20/2026. Data are preliminary and subject to change.